REV	LTR	DESCRIPTION	DATE	DWN

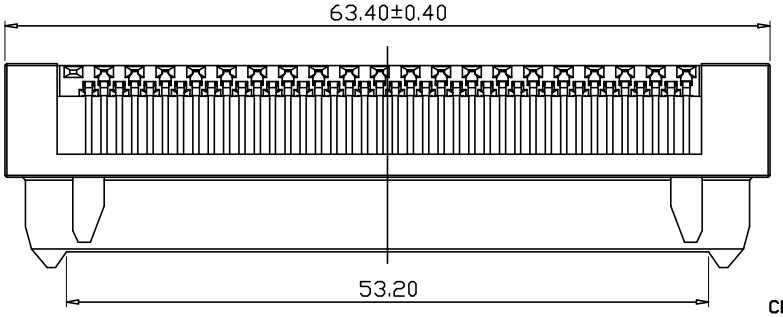

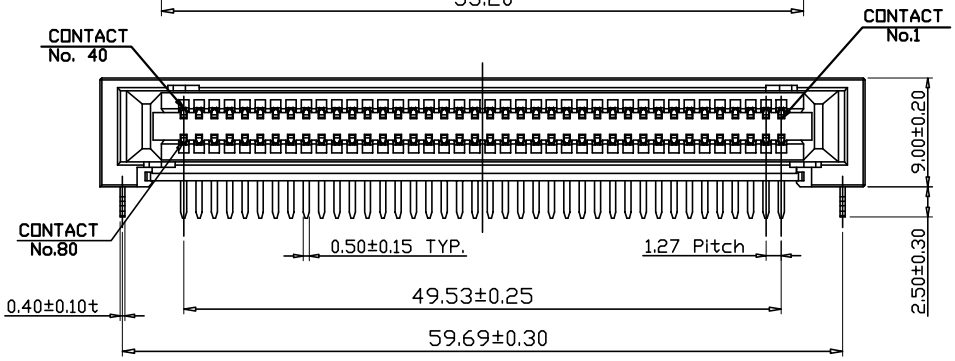

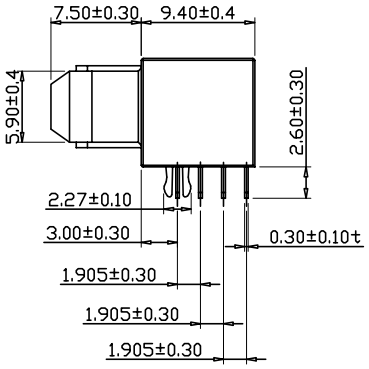

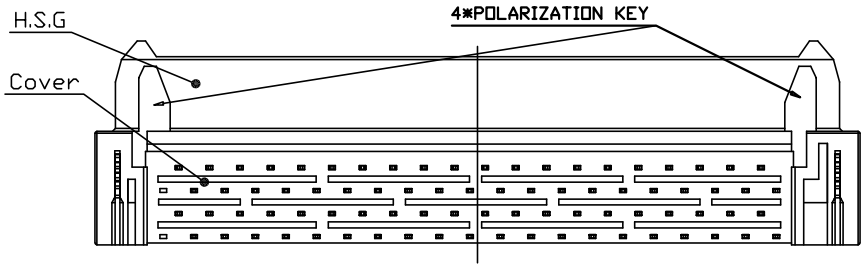

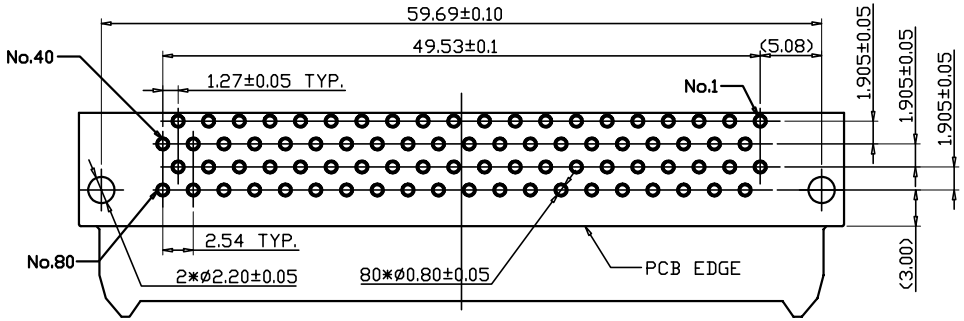

RECOMMEND P.C.B LAYOUT FOR SOLDER(TOP VIEW)
GENERAL TOLERANCE:±0.05

NOTES:
1.MATERIALS:
1.1 HOUSING: PBT, U94 V-0,COLOR:BLACK
1.2 Cover: PA6T, UL94 V-0,COLOR:BLACK
1.2 TERMINALS: Copper Alloy、 T=0.30mm
1.3 HOOK PIN: Copper Alloy、 T=0.40mm
2.PLATING
2.1 TERMINALS:
NICKEL 30u" MIN UNDERPLATED,
Plated TIN 80u" MIN ON SOLDER TAIL AREA,
Plated Au ON CONTACT ARER;
2.2 HOOK PIN:
NICKEL 30 u" MIN UNDERPLATED,
TIN 80 u" MIN OVER ALL.
3.ELECTRICAL PERFORMANCE:
3.1 Current Rating: 1.0A;
3.2 Rated Voltage :250 V/AC r.m.s
3.3 INSULATION RESISTANCE: DC 100V/50MΩ MIN. ;
3.4 DIECECTRIC WTHSTANDING VOLTAGE:
500VAC r.m.s.(for one minute),
3.5 CONTACT RESISTANCE: 50mΩMAX.(INITIAL);
100mΩMAX.(AFTER LIFE TEST)
4.ENVIRONMENTAL CHARACTERSTICS:
OPERATION TEMPERATURE RANGE:-25℃~+85℃
5.IR SOLDER CAPABLE TO 245±5℃ FOR 3±0.5S.
6.ALL MATERIAL SHOULD BE FULFILLED ROHS COMPLIANT.

ORDER INFORMATION:

EAST-080 0A X 02 XX X X

No. of Pins

Plating:

A-Flash.Gold in contact area/ 80u" Min Tin in solder area.
B-3u" Min.Gold in contact area/ 80u" Min Tin in solder area.
C-5u" Min.Gold in contact area/ 80u" Min Tin in solder area.
D-10u" Min.Gold in contact area/ 80u" Min Tin in solder area.
E-15u" Min.Gold in contact area/ 80u" Min Tin in solder area.
G-30u" Min.Gold in contact area/ 80u" Min Tin in solder area.

Enviroment Protection:

R for RoHS
G for GP
H for Halogen-free

Packing:

A-Tube, B-Reel, C-Tray

HSG Color:

K1:Black, L1:White .....

符号 NO.	名 称 DESCRIPTION	个数 QTY.	材 料 MATERIAL	电 镀 FINISH	备 考 REMARKS
3	HOOK PIN	2	COPPER ALLOY	(LEAD FREE)TIN/TIN ALLOY	
2	INSULATOR	1	GLASS FILLED PBT	———	UL-HB
1	CONTACT	N	COPPER ALLOY	SEE TABLE	

TOLERANCE	
LINEAR	ANGLES
X.±0.80	X°.±2.0°
.X ±0.40	.X°±1.0°
.XX ±0.25	.XX°±
.XXX ±0.15	.XXX°±

深圳市东方御业科技有限公司
Tel:0755-27155560 WWW.DFYYCONN.COM

APPD: DRWN: Rocky
CHKD: DATE: 2016-5-22

TITLE: TX24A(DPS) 80Pin Connector R/A DIP Type
PART NO.: SEE TABLE
DWG NO.: EAST-0800AA02K1ER

UNITS	SCALE	SHEET	REV
MM	1:1	1 OF 1	A/0