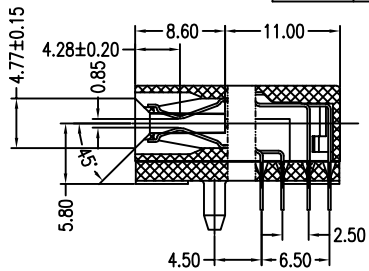
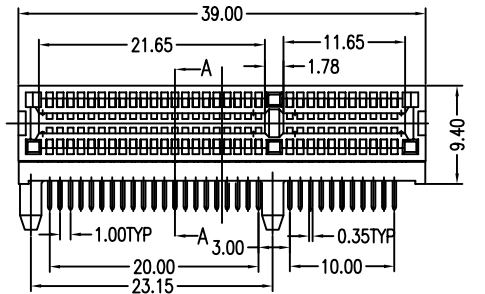
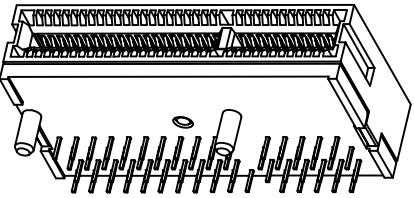
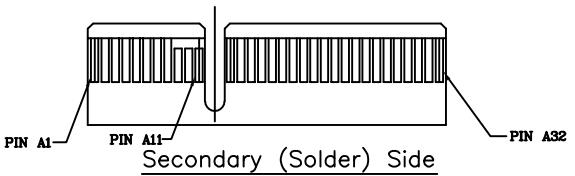
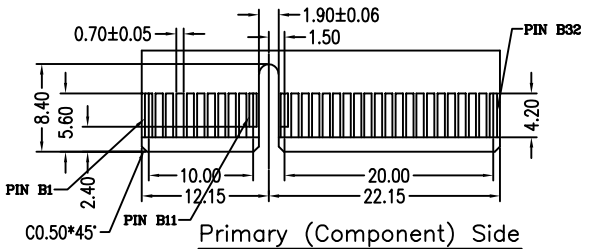
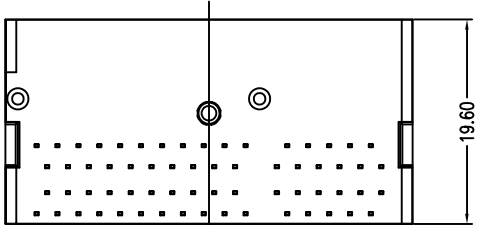
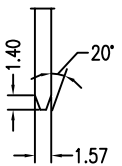
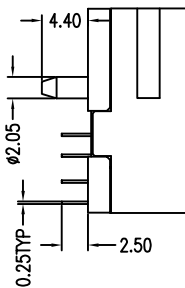


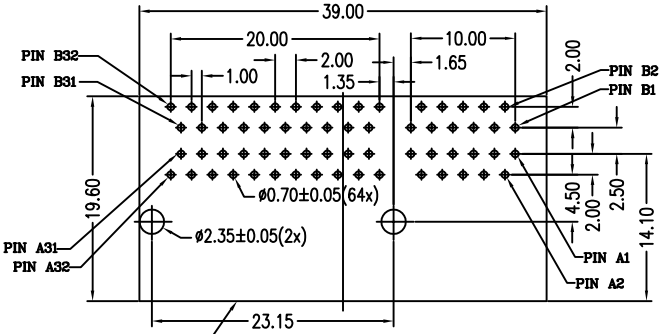
REV	LTR	DESCRIPTION	DATE	DWN
-----	-----	-------------	------	-----



SECT:A-A



3D VIEW



P.C.B. LAYOUT COMPONENT SIDE

NOTES:

***Material**

Housing: Nylon46/LCP, UL 94V-0 Rated.Color: Black
 Contact: Brass
 Plating: Au Plating On Contact Area;
 Sn(100u" Min.) Plating On Solder Tail;
 Ni(40u" Min.) Underplating Overall

***Mechanical**

Insertion Force: 1.15N max per contact pair;
 Withdrawal Force: 0.15N min per contact pair;
 Contact Retention Force: 4.9N min per contact;

***Electrical Specification**

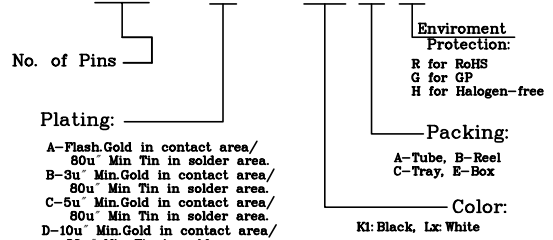
Contact Resistance : 30mΩ Max.
 Current Resistance : 1.1 Ampere
 Insulation Resistance : 1000MΩ Min, At 500V AC.

***Environmental**

Operating Temperature : -55°c to +105°c

***How to Order:**

EAST-064 02X 01 XX X X



Plating:
 A-Flash.Gold in contact area/
 80u" Min Tin in solder area.
 B-3u" Min.Gold in contact area/
 80u" Min Tin in solder area.
 C-5u" Min.Gold in contact area/
 80u" Min Tin in solder area.
 D-10u" Min.Gold in contact area/
 80u" Min Tin in solder area.
 E-15u" Min.Gold in contact area/
 80u" Min Tin in solder area.

Color:
 K: Black, L: White

TOLERANCE		TITLE:	
LINEAR	ANGLES	PCI EXPRESS R/A DIP TYPE 64P CRT	
X±0.50	.XX°±2.0°	PART NO.: SEE TABLE	
.X±0.38	.X°±1.0°	DWG NO.:	
.XX±0.25	.XX°±	APPD:	DRWN: Rocky
.XXX±0.15	.XXX°±	CHKD:	DATE: 2014-10-11
		UNITS	SCALE
		MM	1:1
		SHEET	REV
		1 OF 2	A/O

深圳市东方御业科技有限公司
 WWW.DFYCONN.COM TEL:0755-27155560

