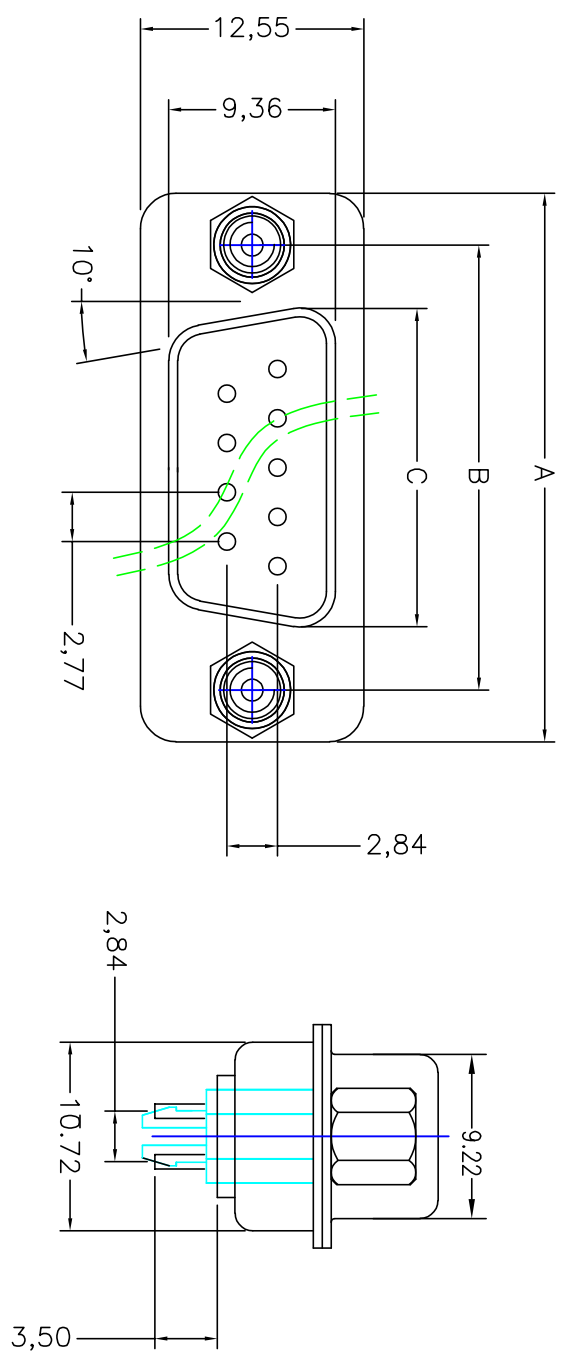
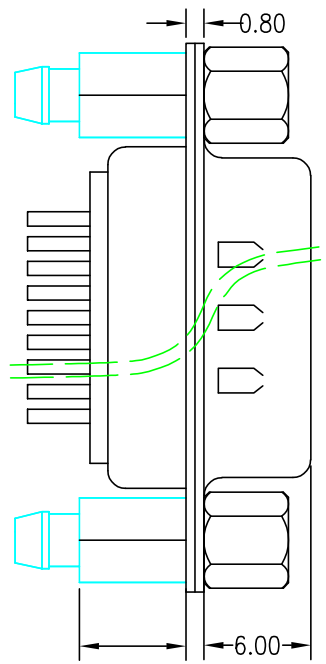


REV.	ECN NO.	MODIFY	MATTER	DATE	APPROVED
A		RELEASE TO PRODUCTION		2018/08/04	Mike



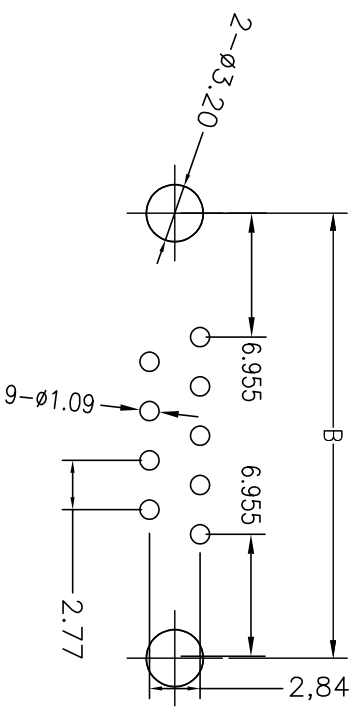
**ELECTRICAL CHARACTERISTICS:**  
 Contact Current Rating: 1.0 Amp  
 Dielectric Withstanding Voltage: AC 1000V r.m.s.  
 Insulation Resistance: 5000M $\Omega$  min. at DC 500V  
 Contact Resistance: 25 m $\Omega$  max.  
 Operating Temperature: -55°C to +105°C  
**MECHANICAL CHARACTERISTICS:**  
 Contact Insertion Force: 4.5KG. max.  
 Contact Extraction Force: 0.8KG. min.  
**MATERIALS:**  
 Contact: Brass  
 Housing: PBT, UL 94V-0 bk.  
 Shell: Cold Roller Steel  
 Board lock: Spcc  
 Screw: Spcc  
**FINISHES:**  
 Contact Finish: GOLD PLATING ON CONTACT AREA:100 $\mu$ MIN.TIN  
 PLATING ON SOLDER TAIL:50 $\mu$ MINNICKEL UNDER PLATING OVER ALL.  
 Shell Finish: 80 $\mu$ MINNICKEL PLATING OVER ALL.  
 Board lock Finish: 100 $\mu$ MINTIN PLATING OVER ALL.50 $\mu$ MINNICKEL  
 UNDER PLATING OVER ALL.  
 Rivet Finish: 80 $\mu$ MINNICKEL PLATING OVER ALL.



**EAST-HDR09S-600XX-X**

PIN — Dim:H — 1:鍍螺絲  
 09:9PIN 600:6.00H 2:无螺絲  
 15:15PIN 900:9.00H B0:Black  
 25:25PIN 120:12.0H B1:Blue  
 37:37PIN 150:15.0H

RECOMMENDED PCB LAYOUT  
 (PRINTED SIDE, TOLERANCE  $\pm 0.05$ )



POS.	A	B	C
9	30.80	24.99	16.90
15	39.2	33.32	25.30
25	53.10	47.04	39.00
37	70.00	63.50	55.40

TOLERANCES UNLESS OTHERWISE SPECIFIED:		DRAWING: QINXX	
X	----	2018/08/04	D-SI09-37S
X.X	$\pm 0.38$	2018/08/04	
X.XX	$\pm 0.25$	2018/08/04	EAST-HDR09S-600XX-X
X.XXX	$\pm 0.20$	2018/08/04	
Angle	$\pm 3^\circ$	2018/08/04	SCALE: N/A
THESE DRAWING AND SPECIFICATION ARE THE PROPERTY OF Electronic Components Technology CO., LTD. SHALL NOT BE REPRODUCED.		UNIT: mm	SHEET: 1/1
CUSTOMER COPY		REV: A	

深圳市东方御业科技有限公司  
 TEL.: 075527155560 WWW.DFYCONN.COM